

Cleaning carpet spaces in a big way with the ES300

With the ES300 Nilfisk has entered a new era of carpet cleaning. This machine is ideal for cleaning your high and light traffic carpeted areas and not only remove dirt and water, but the machine also meets the highest standards to extend the life of your carpets. Besides its great productivity and cleaning performance ES300 is easy to operate.



One convenient feature is the front-mounted drain hose, which makes emptying the tank much simpler and the brush head creates greater contact with the carpet and improved suction, leaving carpets dryer after cleaning. Finally, the compact design makes storage and maintenance much more easy to operate.

- Front mounted nozzle makes dumping faster and easier for the operator
- The removable, increased capacity recovery tank along with the stowable handle make dumping and refilling much simpler
- Ergonomic adjustable handle for easy operation – adjusts to the height of the operator
- A floating brush head adjusting automatically for better carpet contact and improved water recovery
- A larger tank with increased water capacity provides extended cleaning time and fewer refills
- Powerful vacuum motor for efficient removal of dirt and faster dry times
- Adjustable handle design for easy maneuverability in tight spaces
- Compact design makes storage and maintenance more convenient
- Quickly switch between cleaning modes
- Large wheels for easy maneuverability for up/down stairs

• Standard equipment



Picture shown may not represent model quoted

Included accessories		Ref. no.	Min. required	ES300 NILFISK
Hose Vacuum Cleaner				
	HAND TOOL/HOSES ASSEMBLY	56265767	1	•
Broom Cylinder				
	BRUSH ASSEMBLY 16	56265044	1	•

Model ES300 NILFISK

Ref. no. 56265503

PRODUCT FEATURES

- Adjustable handle •
- No tool brush removal •
- No tool vacuum shoe removal •
- Hard floor cleaning •
- Removable recovery lid •
- Ergonomic handle •
- Solution tank with easy drain system •







Cleaning carpet spaces in a big way with the ES300

Technical specifications

ES300 NILFISK




Pump pressure (bar/psi)	-/120
Rated power (W)	1824
Brush motor (W)	249
Vacuum motor power (W)	1119
Vacuum waterlift (cm)	3048
Sound pressure level at 1.5 m (dB(A) ISO 3744)	68
Productivity rate (m ² /h)	159
Working width (mm)	410
Suction width (mm)	480
Cable length (m)	15
Solution/recovery tank (l)	34/26.5
Brush diameter (mm)	410
Brush speed (RPM)	1950
Length x width x height (mm)	711x489x813
Weight (kg)	53.5
Gross weight (gvw) (kg)	46.3
Vacuum shoe width (cm)	48

● Standard equipment, ○ Supplementary accessories, □ Mountable equipment

Accessories		Ref. no.	Min. required	ES300 NILFISK
Other				
	CARPET WAND 12	56265305	0	○
	HAND TOOL ADD-ON KIT	56265810	1	□
	HARD FLOOR TOOL ASSEMBLY	56265675	1	□
	UPHOLSTERY HAND TOOL	56220070	0	○
	WAND ASSY. W/SOFT FLOOR TOOL	56265173	0	○
Broom Cylinder				



Cleaning carpet spaces in a big way with the ES300

Accessories		Ref. no.	Min. required	ES300 NILFISK
	BRUSH ASSEMBLY 16	56265044	1	•
	BRUSH ASSEMBLY 240 GRIT 16	56265176	1	○
	BRUSH ASSEMBLY BLUE 16 HARD	56265175	1	○
Hose Vacuum Cleaner				
	15FT HOSE ASSEMBLY	56265174	0	○
	HAND TOOL/HOSES ASSEMBLY	56265767	1	•
Tube				
	WAND ASSEMBLY	56314402	0	○